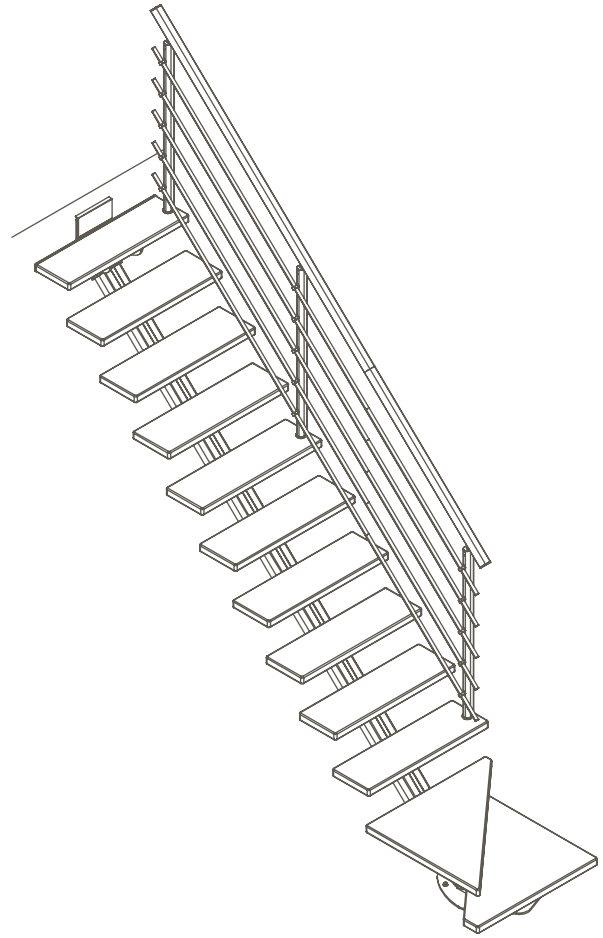
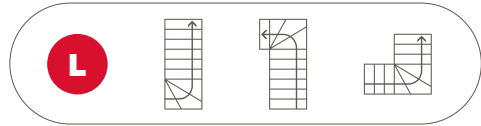
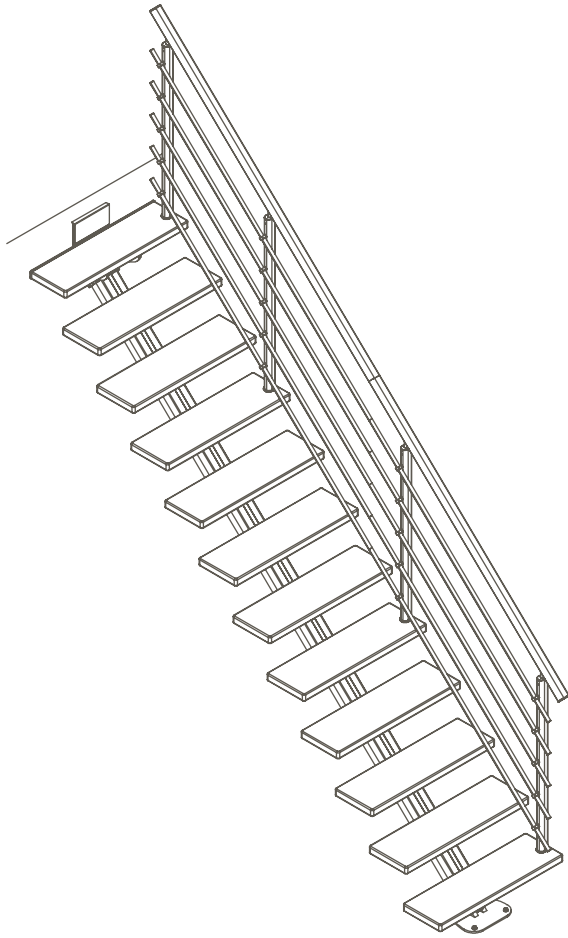




SYDNEY

DIMENSION



 Video: www.dolle.com/sydney

Classic & Style 6 banister

NO. OF TREADS	PAGE
11 treads	7
12 treads	9
13 treads	11

Design & Pure banister

NO. OF TREADS	PAGE
11 treads	8
12 treads	10
13 treads	12

STAIRCASE TERMINOLOGY






C1

E

G

H

M

	Staircase width w. 1 banister	Headroom	Going (of tread)	Height floor-to-floor	Upper floor opening length - min.
	Escalier à 1 rampe	Echappée	Giron	Hauteur sol-sol	Longueur de trémie min.
	Trappe bredde m. 1 gelænder	Frihøjde	Grund	Etagehøjde	Hulmål længde min.
	Trappbredd med 1 räcke	Frihöjd	Grund	Golv till golv höjd	Hålmått längd min.
	Treppenbreite inkl. 1 Geländer	Kopffreiheit	Auftrittsbreite	Geschosshöhe	Öffnungsgröße länge min.






N

O

P

R

R1

	Upper floor opening width - min.	Clear width	Pitch	Total going length	Total going width
	Largeur de trémie min.	Largeur de passage	Pente de l'escalier	Recul total - longueur	Recul total - largeur
	Hulmål bredde min.	Fri bredde	Stjghed/hældning	Udledning længde	Udledning bredde
	Hålmått bredd min.	Fri bredd	Hällning	Trapplängd	Trappbredd
	Öffnungsgröße breite min.	Durchgangsmaß	Winkel	Ausladung länge	Ausladung breite

S

T

V

W

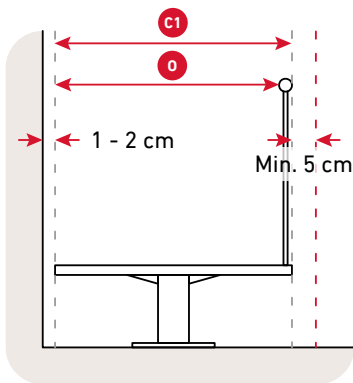
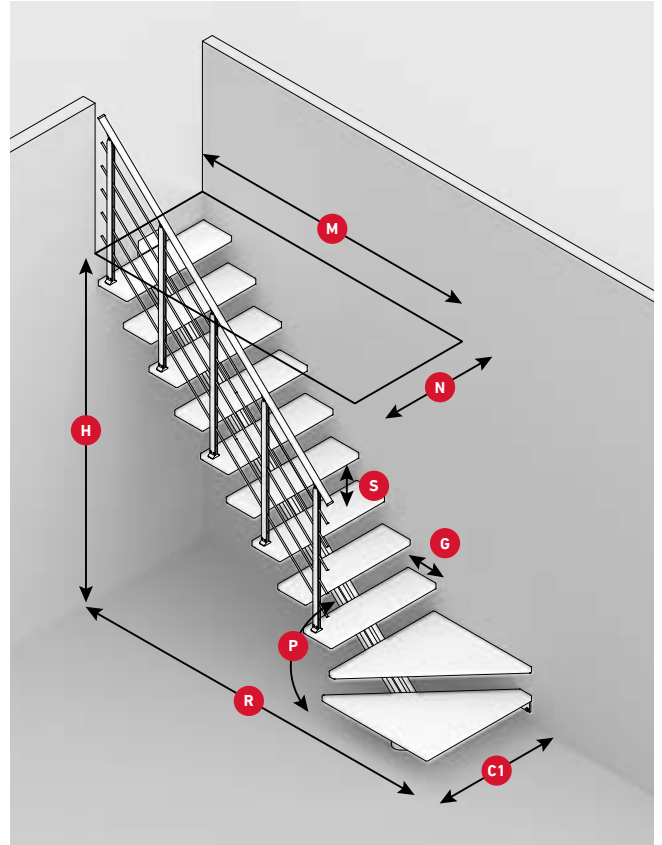
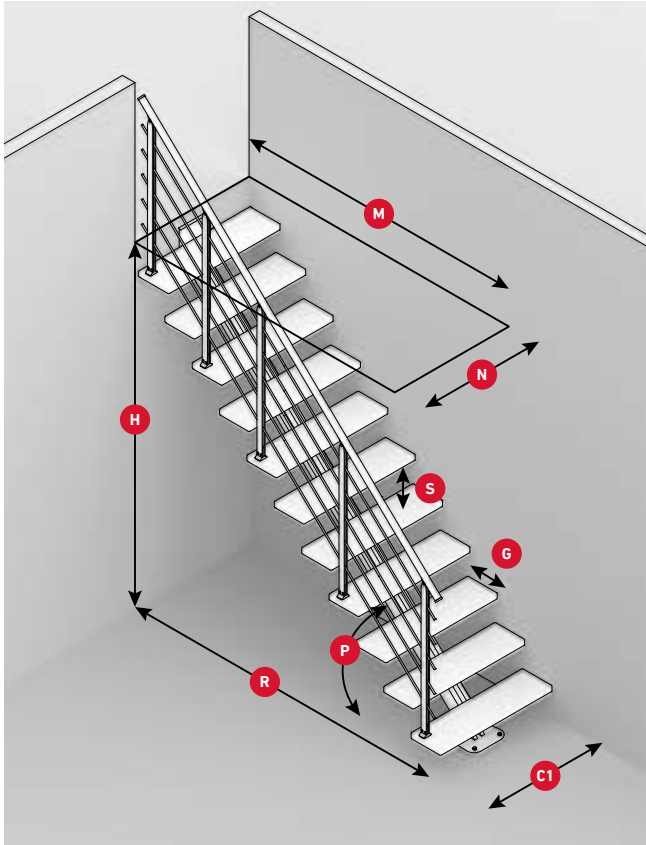
X

	Rise height	Number of treads	Tread depth	Tread width	Tread thickness
	Hauteur de marche	Nombre de marches	Profondeur de marche	Largeur de marche	Epaisseur de marche
	Stigningshøjde	Antal trin	Trin dybde	Trin bredde	Trin tykkelse
	Steghöjd	Antal steg	Stegdjup	Stegbredd	Stegjocklek
	Steigungshöhe	Anzahl Stufen	Stufen tiefe	Stufen breite	Stufen Stärke

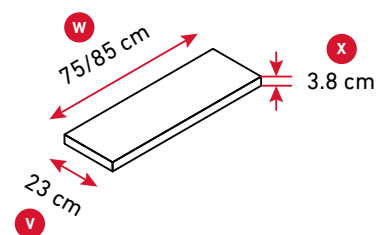
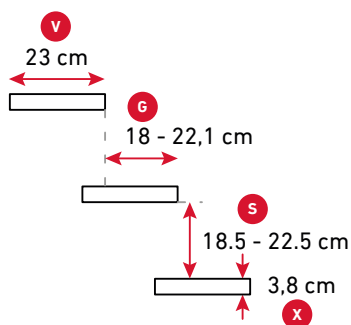
Z

	Deck thickness
	Epaisseur de dalle
	Dæk tykkelse
	Bjälklagstjocklek
	Deckenstärke

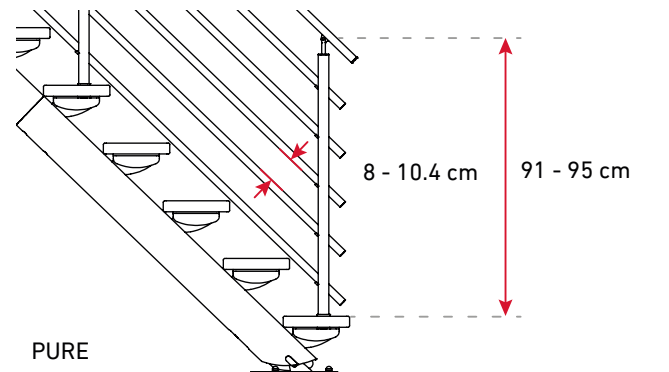
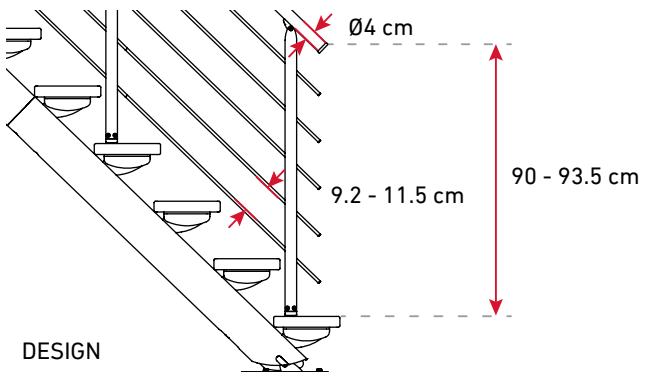
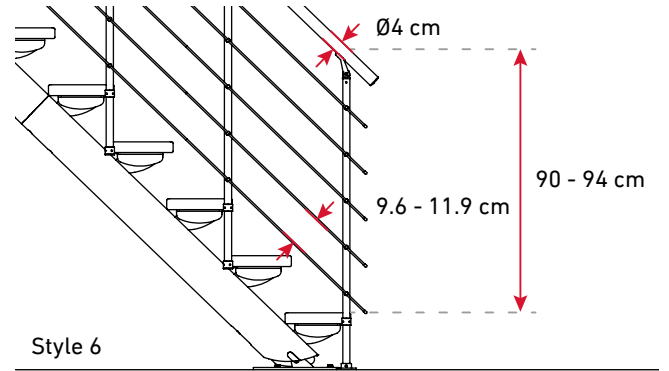
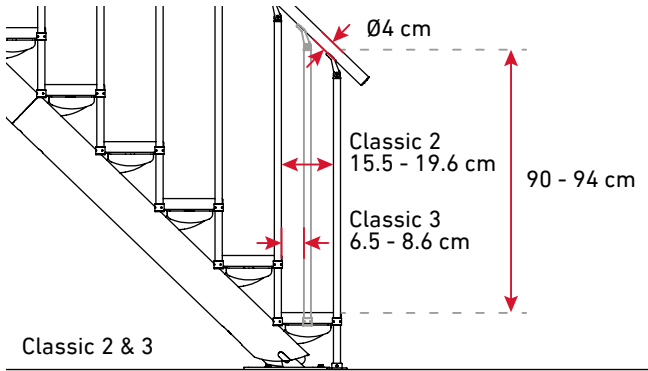
DIMENSIONS



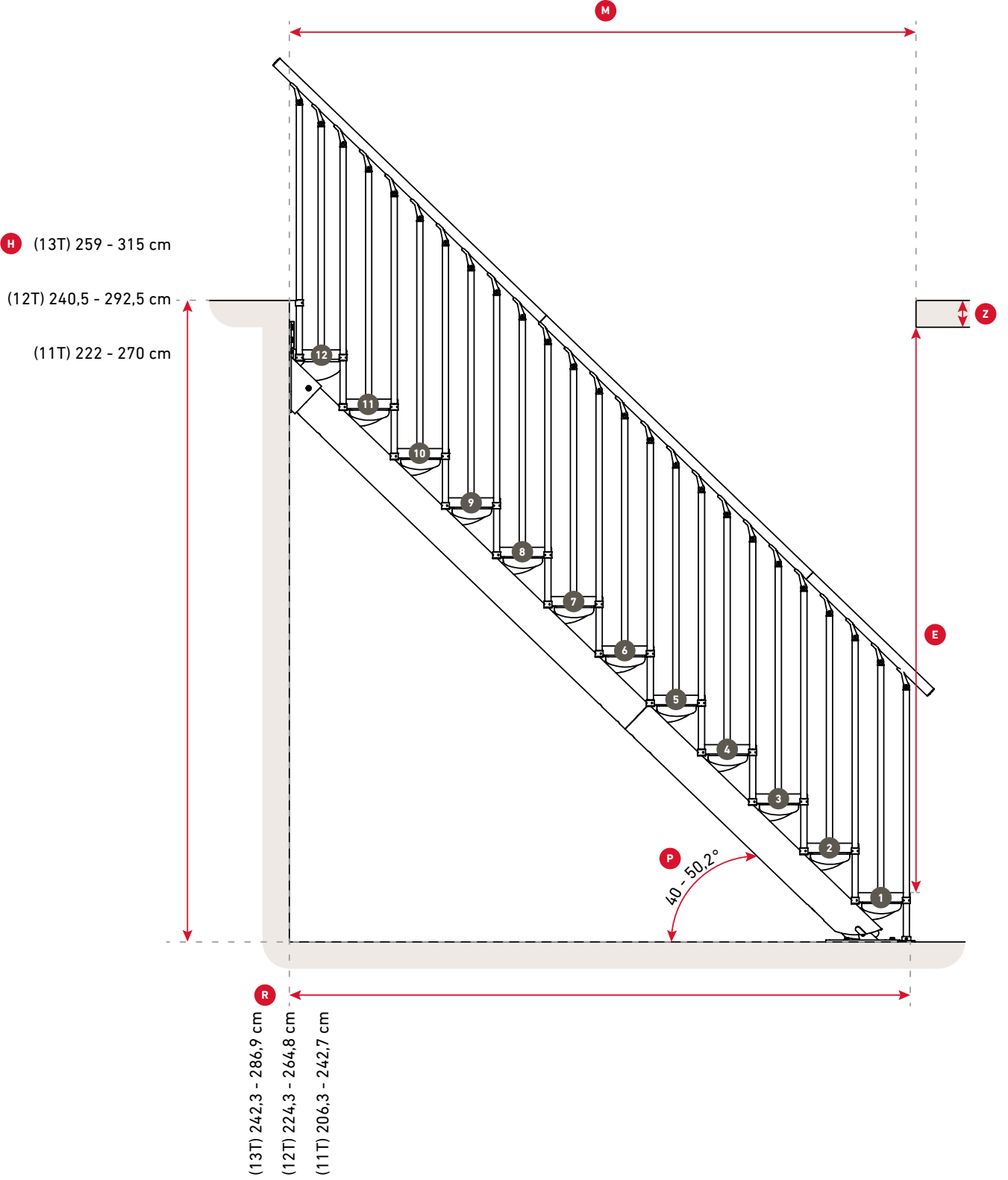
Banister	C1	O
Classic II & III	79 / 89 cm	75 / 85 cm
Style 6	79 / 89 cm	75 / 85 cm
DESIGN	75 / 85 cm	69 / 79 cm
PURE	75 / 85 cm	69 / 79 cm



DIMENSIONS

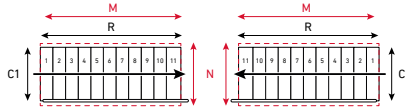



DIMENSIONS



SYDNEY 11 TREADS - WIDTH 75 & 85 CM

CLASSIC / STYLE 6 BANISTER



H

S

G

P

C1

R

N

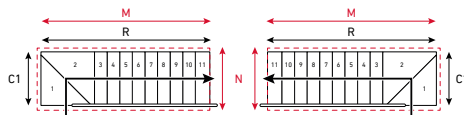
M

Height	Rise	Going	Pitch	Stair width *	Total going length	Opening width min. **	Opening length min. ***
222 cm	18.5 cm	22.1 cm	40.0°	79 / 89 cm	242.7 cm	86 / 96 cm	268.0 cm
225 cm	18.8 cm	21.9 cm	40.6°	79 / 89 cm	240.6 cm	86 / 96 cm	262.5 cm
230 cm	19.2 cm	21.5 cm	41.6°	79 / 89 cm	237.4 cm	86 / 96 cm	253.5 cm
235 cm	19.6 cm	21.1 cm	42.6°	79 / 89 cm	234.1 cm	86 / 96 cm	244.5 cm
240 cm	20.0 cm	20.8 cm	43.7°	79 / 89 cm	230.9 cm	86 / 96 cm	236.0 cm
245 cm	20.4 cm	20.4 cm	44.7°	79 / 89 cm	227.4 cm	86 / 96 cm	227.5 cm
250 cm	20.8 cm	19.9 cm	45.8°	79 / 89 cm	223.6 cm	86 / 96 cm	219.0 cm
255 cm	21.3 cm	19.4 cm	46.9°	79 / 89 cm	218.9 cm	86 / 96 cm	211.0 cm
260 cm	21.7 cm	18.9 cm	48.0°	79 / 89 cm	214.8 cm	86 / 96 cm	203.0 cm
265 cm	22.1 cm	18.5 cm	48.8°	79 / 89 cm	210.7 cm	86 / 96 cm	195.0 cm
270 cm	22.5 cm	18.0 cm	50.2°	79 / 89 cm	206.3 cm	86 / 96 cm	187.5 cm

* Staircase width incl. Classic / Style 6 banister on 1 side

** Floor opening size is defined based on 2 cm space to wall, 5 cm space for hand

*** 25 cm deck thickness, 200 cm headspace



H

S

G

P

C1

R

N

M

Height	Rise	Going	Pitch	Stair width *	Total going length	Opening width min. **	Opening length min. ***
222 cm	18.5 cm	22.1 cm	40.0°	79 / 89 cm	267.9 / 276.9 cm	86 / 96 cm	269.9 / 278.9 cm
225 cm	18.8 cm	21.9 cm	40.6°	79 / 89 cm	265.9 / 274.9 cm	86 / 96 cm	267.9 / 276.9 cm
230 cm	19.2 cm	21.5 cm	41.6°	79 / 89 cm	263.2 / 272.2 cm	86 / 96 cm	265.2 / 274.2 cm
235 cm	19.6 cm	21.1 cm	42.6°	79 / 89 cm	260.3 / 269.3 cm	86 / 96 cm	262.3 / 271.3 cm
240 cm	20.0 cm	20.8 cm	43.7°	79 / 89 cm	257.4 / 266.4 cm	86 / 96 cm	259.4 / 268.4 cm
245 cm	20.4 cm	20.4 cm	44.7°	79 / 89 cm	254.3 / 263.3 cm	86 / 96 cm	256.3 / 265.3 cm
250 cm	20.8 cm	19.9 cm	45.8°	79 / 89 cm	251.0 / 260.0 cm	86 / 96 cm	253.0 / 262.0 cm
255 cm	21.3 cm	19.4 cm	46.9°	79 / 89 cm	246.8 / 255.8 cm	86 / 96 cm	248.8 / 257.8 cm
260 cm	21.7 cm	18.9 cm	48.0°	79 / 89 cm	243.2 / 252.2 cm	86 / 96 cm	245.2 / 254.2 cm
265 cm	22.1 cm	18.5 cm	48.8°	79 / 89 cm	239.5 / 248.5 cm	86 / 96 cm	241.5 / 250.5 cm
270 cm	22.5 cm	18.0 cm	50.2°	79 / 89 cm	235.6 / 244.6 cm	86 / 96 cm	187.5 cm

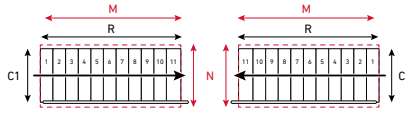
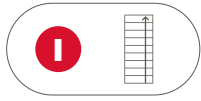
* Staircase width incl. Classic / Style 6 banister on 1 side

** Floor opening size is defined based on 2 cm space to wall, 5 cm space for hand

*** 25 cm deck thickness, 200 cm headspace

SYDNEY 11 TREADS - WIDTH 75 & 85 CM

DESIGN / PURE BANISTER



H

S

G

P

C1

R

N

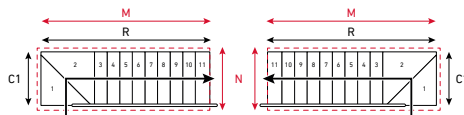
M

Height	Rise	Going	Pitch	Stair width *	Total going length	Opening width min. **	Opening length min. ***
222 cm	18.5 cm	22.1 cm	40.0°	75 / 85 cm	242.7 cm	82 / 92 cm	268.0 cm
225 cm	18.8 cm	21.9 cm	40.6°	75 / 85 cm	240.6 cm	82 / 92 cm	262.5 cm
230 cm	19.2 cm	21.5 cm	41.6°	75 / 85 cm	237.4 cm	82 / 92 cm	253.5 cm
235 cm	19.6 cm	21.1 cm	42.6°	75 / 85 cm	234.1 cm	82 / 92 cm	244.5 cm
240 cm	20.0 cm	20.8 cm	43.7°	75 / 85 cm	230.9 cm	82 / 92 cm	236.0 cm
245 cm	20.4 cm	20.4 cm	44.7°	75 / 85 cm	227.4 cm	82 / 92 cm	227.5 cm
250 cm	20.8 cm	19.9 cm	45.8°	75 / 85 cm	223.6 cm	82 / 92 cm	219.0 cm
255 cm	21.3 cm	19.4 cm	46.9°	75 / 85 cm	218.9 cm	82 / 92 cm	211.0 cm
260 cm	21.7 cm	18.9 cm	48.0°	75 / 85 cm	214.8 cm	82 / 92 cm	203.0 cm
265 cm	22.1 cm	18.5 cm	48.8°	75 / 85 cm	210.7 cm	82 / 92 cm	195.0 cm
270 cm	22.5 cm	18.0 cm	50.2°	75 / 85 cm	206.3 cm	82 / 92 cm	187.5 cm

* Staircase width incl. Design / Pure banister on 1 side

** Floor opening size is defined based on 2 cm space to wall, 5 cm space for hand

*** 25 cm deck thickness, 200 cm headspace



H

S

G

P

C1

R

N

M

Height	Rise	Going	Pitch	Stair width *	Total going length	Opening width min. **	Opening length min. ***
222 cm	18.5 cm	22.1 cm	40.0°	75 / 85 cm	267.9 / 276.9 cm	82 / 92 cm	269.9 / 278.9 cm
225 cm	18.8 cm	21.9 cm	40.6°	75 / 85 cm	265.9 / 274.9 cm	82 / 92 cm	267.9 / 276.9 cm
230 cm	19.2 cm	21.5 cm	41.6°	75 / 85 cm	263.2 / 272.2 cm	82 / 92 cm	265.2 / 274.2 cm
235 cm	19.6 cm	21.1 cm	42.6°	75 / 85 cm	260.3 / 269.3 cm	82 / 92 cm	262.3 / 271.3 cm
240 cm	20.0 cm	20.8 cm	43.7°	75 / 85 cm	257.4 / 266.4 cm	82 / 92 cm	259.4 / 268.4 cm
245 cm	20.4 cm	20.4 cm	44.7°	75 / 85 cm	254.3 / 263.3 cm	82 / 92 cm	256.3 / 265.3 cm
250 cm	20.8 cm	19.9 cm	45.8°	75 / 85 cm	251.0 / 260.0 cm	82 / 92 cm	253.0 / 262.0 cm
255 cm	21.3 cm	19.4 cm	46.9°	75 / 85 cm	246.8 / 255.8 cm	82 / 92 cm	248.8 / 257.8 cm
260 cm	21.7 cm	18.9 cm	48.0°	75 / 85 cm	243.2 / 252.2 cm	82 / 92 cm	245.2 / 254.2 cm
265 cm	22.1 cm	18.5 cm	48.8°	75 / 85 cm	239.5 / 248.5 cm	82 / 92 cm	241.5 / 250.5 cm
270 cm	22.5 cm	18.0 cm	50.2°	75 / 85 cm	235.6 / 244.6 cm	82 / 92 cm	187.5 cm

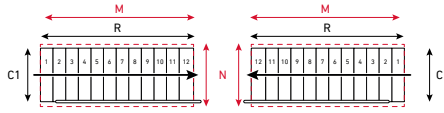
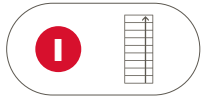
* Staircase width incl. Design / Pure banister on 1 side

** Floor opening size is defined based on 2 cm space to wall, 5 cm space for hand

*** 25 cm deck thickness, 200 cm headspace

SYDNEY 12 TREADS - WIDTH 75 & 85 CM

CLASSIC / STYLE 6 BANISTER



H

S

G

P

C1

R

N

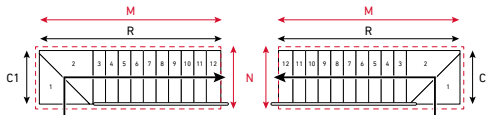
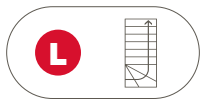
M

Height	Rise	Going	Pitch	Stair width *	Total going length	Opening width min. **	Opening length min. ***
240.5 cm	18.5 cm	22.1 cm	40.0°	79 / 89 cm	264.8 cm	86 / 96 cm	268.0 cm
245.0 cm	18.8 cm	21.9 cm	40.9°	79 / 89 cm	262.5 cm	86 / 96 cm	260.5 cm
250.0 cm	19.2 cm	21.5 cm	41.8°	79 / 89 cm	258.9 cm	86 / 96 cm	252.0 cm
255.0 cm	19.6 cm	21.1 cm	42.7°	79 / 89 cm	255.2 cm	86 / 96 cm	244.0 cm
260.0 cm	20.0 cm	20.8 cm	43.7°	79 / 89 cm	251.7 cm	86 / 96 cm	236.0 cm
265.0 cm	20.4 cm	20.4 cm	44.6°	79 / 89 cm	247.8 cm	86 / 96 cm	227.5 cm
270.0 cm	20.8 cm	19.9 cm	45.8°	79 / 89 cm	243.5 cm	86 / 96 cm	219.0 cm
275.0 cm	21.2 cm	19.5 cm	46.6°	79 / 89 cm	239.3 cm	86 / 96 cm	213.0 cm
280.0 cm	21.5 cm	19.1 cm	47.6°	79 / 89 cm	235.8 cm	86 / 96 cm	205.5 cm
285.0 cm	21.9 cm	18.7 cm	48.7°	79 / 89 cm	231.5 cm	86 / 96 cm	198.5 cm
290.0 cm	22.3 cm	18.3 cm	49.7°	79 / 89 cm	226.9 cm	86 / 96 cm	191.0 cm
292.5 cm	22.5 cm	18.0 cm	50.2°	79 / 89 cm	224.3 cm	86 / 96 cm	187.5 cm

* Staircase width incl. Classic / Style 6 banister on 1 side

** Floor opening size is defined based on 2 cm space to wall, 5 cm space for hand

*** 25 cm deck thickness, 200 cm headspace



H

S

G

P

C1

R

N

M

Height	Rise	Going	Pitch	Stair width *	Total going length	Opening width min. **	Opening length min. ***
240.5 cm	18.5 cm	22.1 cm	40.0°	79 / 89 cm	290.0 / 299.0 cm	86 / 96 cm	292.0 / 301.0 cm
245.0 cm	18.8 cm	21.9 cm	40.9°	79 / 89 cm	287.8 / 296.8 cm	86 / 96 cm	289.8 / 298.8 cm
250.0 cm	19.2 cm	21.5 cm	41.8°	79 / 89 cm	284.7 / 293.7 cm	86 / 96 cm	286.7 / 295.7 cm
255.0 cm	19.6 cm	21.1 cm	42.7°	79 / 89 cm	281.4 / 290.4 cm	86 / 96 cm	283.4 / 292.4 cm
260.0 cm	20.0 cm	20.8 cm	43.7°	79 / 89 cm	278.2 / 287.2 cm	86 / 96 cm	280.2 / 289.2 cm
265.0 cm	20.4 cm	20.4 cm	44.6°	79 / 89 cm	274.7 / 283.7 cm	86 / 96 cm	227.5 cm
270.0 cm	20.8 cm	19.9 cm	45.8°	79 / 89 cm	270.9 / 279.9 cm	86 / 96 cm	219.0 cm
275.0 cm	21.2 cm	19.5 cm	46.6°	79 / 89 cm	267.2 / 276.2 cm	86 / 96 cm	213.0 cm
280.0 cm	21.5 cm	19.1 cm	47.6°	79 / 89 cm	264.1 / 273.1 cm	86 / 96 cm	205.5 cm
285.0 cm	21.9 cm	18.7 cm	48.7°	79 / 89 cm	260.1 / 269.1 cm	86 / 96 cm	198.5 cm
290.0 cm	22.3 cm	18.3 cm	49.7°	79 / 89 cm	255.8 / 264.8 cm	86 / 96 cm	191.0 cm
292.5 cm	22.5 cm	18.0 cm	50.2°	79 / 89 cm	253.6 / 262.6 cm	86 / 96 cm	187.5 cm

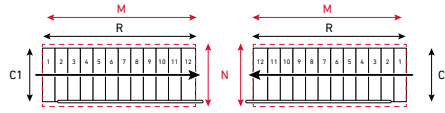
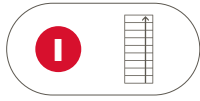
* Staircase width incl. Classic / Style 6 banister on 1 side

** Floor opening size is defined based on 2 cm space to wall, 5 cm space for hand

*** 25 cm deck thickness, 200 cm headspace

SYDNEY 12 TREADS - WIDTH 75 & 85 CM

DESIGN / PURE BANISTER



H

S

G

P

C1

R

N

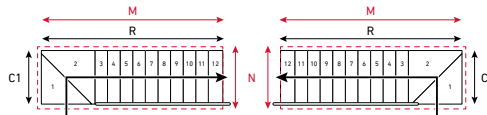
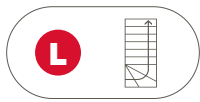
M

Height	Rise	Going	Pitch	Stair width *	Total going length	Opening width min. **	Opening length min. ***
240.5 cm	18.5 cm	22.1 cm	40.0°	75 / 85 cm	264.8 cm	82 / 92 cm	268.0 cm
245.0 cm	18.8 cm	21.9 cm	40.9°	75 / 85 cm	262.5 cm	82 / 92 cm	260.5 cm
250.0 cm	19.2 cm	21.5 cm	41.8°	75 / 85 cm	258.9 cm	82 / 92 cm	252.0 cm
255.0 cm	19.6 cm	21.1 cm	42.7°	75 / 85 cm	255.2 cm	82 / 92 cm	244.0 cm
260.0 cm	20.0 cm	20.8 cm	43.7°	75 / 85 cm	251.7 cm	82 / 92 cm	236.0 cm
265.0 cm	20.4 cm	20.4 cm	44.6°	75 / 85 cm	247.8 cm	82 / 92 cm	227.5 cm
270.0 cm	20.8 cm	19.9 cm	45.8°	75 / 85 cm	243.5 cm	82 / 92 cm	219.0 cm
275.0 cm	21.2 cm	19.5 cm	46.6°	75 / 85 cm	239.3 cm	82 / 92 cm	213.0 cm
280.0 cm	21.5 cm	19.1 cm	47.6°	75 / 85 cm	235.8 cm	82 / 92 cm	205.5 cm
285.0 cm	21.9 cm	18.7 cm	48.7°	75 / 85 cm	231.5 cm	82 / 92 cm	198.5 cm
290.0 cm	22.3 cm	18.3 cm	49.7°	75 / 85 cm	226.9 cm	82 / 92 cm	191.0 cm
292.5 cm	22.5 cm	18.0 cm	50.2°	75 / 85 cm	224.3 cm	82 / 92 cm	187.5 cm

* Staircase width incl. Design / Pure banister on 1 side

** Floor opening size is defined based on 2 cm space to wall, 5 cm space for hand

*** 25 cm deck thickness, 200 cm headspace



H

S

G

P

C1

R

N

M

Height	Rise	Going	Pitch	Stair width *	Total going length	Opening width min. **	Opening length min. ***
240.5 cm	18.5 cm	22.1 cm	40.0°	75 / 85 cm	290.0 / 299.0 cm	82 / 92 cm	292.0 / 301.0 cm
245.0 cm	18.8 cm	21.9 cm	40.9°	75 / 85 cm	287.8 / 296.8 cm	82 / 92 cm	289.8 / 298.8 cm
250.0 cm	19.2 cm	21.5 cm	41.8°	75 / 85 cm	284.7 / 293.7 cm	82 / 92 cm	286.7 / 295.7 cm
255.0 cm	19.6 cm	21.1 cm	42.7°	75 / 85 cm	281.4 / 290.4 cm	82 / 92 cm	283.4 / 292.4 cm
260.0 cm	20.0 cm	20.8 cm	43.7°	75 / 85 cm	278.2 / 287.2 cm	82 / 92 cm	280.2 / 289.2 cm
265.0 cm	20.4 cm	20.4 cm	44.6°	75 / 85 cm	274.7 / 283.7 cm	82 / 92 cm	227.5 cm
270.0 cm	20.8 cm	19.9 cm	45.8°	75 / 85 cm	270.9 / 279.9 cm	82 / 92 cm	219.0 cm
275.0 cm	21.2 cm	19.5 cm	46.6°	75 / 85 cm	267.2 / 276.2 cm	82 / 92 cm	213.0 cm
280.0 cm	21.5 cm	19.1 cm	47.6°	75 / 85 cm	264.1 / 273.1 cm	82 / 92 cm	205.5 cm
285.0 cm	21.9 cm	18.7 cm	48.7°	75 / 85 cm	260.1 / 269.1 cm	82 / 92 cm	198.5 cm
290.0 cm	22.3 cm	18.3 cm	49.7°	75 / 85 cm	255.8 / 264.8 cm	82 / 92 cm	191.0 cm
292.5 cm	22.5 cm	18.0 cm	50.2°	75 / 85 cm	253.6 / 262.6 cm	82 / 92 cm	187.5 cm

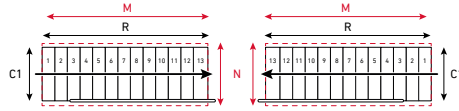
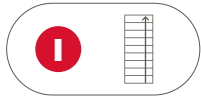
* Staircase width incl. Design / Pure banister on 1 side

** Floor opening size is defined based on 2 cm space to wall, 5 cm space for hand

*** 25 cm deck thickness, 200 cm headspace

SYDNEY 13 TREADS - WIDTH 75 & 85 CM

CLASSIC / STYLE 6 BANISTER



H

S

G

P

C1

R

N

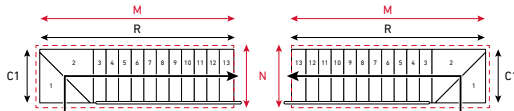
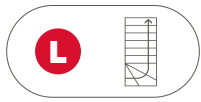
M

Height	Rise	Going	Pitch	Stair width *	Total going length	Opening width min. **	Opening length min. ***
259.0 cm	18.5 cm	22.1 cm	40.0°	79 / 89 cm	286.9 cm	86 / 96 cm	268.0 cm
260.0 cm	18.6 cm	22.0 cm	40.2°	79 / 89 cm	286.0 cm	86 / 96 cm	267.0 cm
265.0 cm	18.9 cm	21.8 cm	41.1°	79 / 89 cm	283.4 cm	86 / 96 cm	259.0 cm
270.0 cm	19.3 cm	21.4 cm	41.9°	79 / 89 cm	279.4 cm	86 / 96 cm	251.0 cm
275.0 cm	19.6 cm	21.1 cm	42.8°	79 / 89 cm	276.3 cm	86 / 96 cm	243.5 cm
280.0 cm	20.0 cm	20.8 cm	43.7°	79 / 89 cm	272.5 cm	86 / 96 cm	236.0 cm
285.0 cm	20.4 cm	20.4 cm	44.6°	79 / 89 cm	268.2 cm	86 / 96 cm	228.5 cm
290.0 cm	20.7 cm	20.1 cm	45.5°	79 / 89 cm	264.9 cm	86 / 96 cm	221.5 cm
295.0 cm	21.1 cm	19.7 cm	46.4°	79 / 89 cm	260.4 cm	86 / 96 cm	214.5 cm
300.0 cm	21.4 cm	19.3 cm	47.3°	79 / 89 cm	256.5 cm	86 / 96 cm	207.5 cm
305.0 cm	21.8 cm	18.8 cm	48.3°	79 / 89 cm	251.4 cm	86 / 96 cm	201.0 cm
310.0 cm	22.1 cm	18.5 cm	49.3°	79 / 89 cm	247.7 cm	86 / 96 cm	194.0 cm
315.0 cm	22.5 cm	18.0 cm	50.2°	79 / 89 cm	242.3 cm	86 / 96 cm	187.5 cm

* Staircase width incl. Classic / Style 6 banister on 1 side

** Floor opening size is defined based on 2 cm space to wall, 5 cm space for hand

*** 25 cm deck thickness, 200 cm headspace



H

S

G

P

C1

R

N

M

Height	Rise	Going	Pitch	Stair width *	Total going length	Opening width min. **	Opening length min. ***
259.0 cm	18.5 cm	22.1 cm	40.0°	79 / 89 cm	312.1 / 321.1 cm	86 / 96 cm	314.1 / 323.1 cm
260.0 cm	18.6 cm	22.0 cm	40.2°	79 / 89 cm	311.3 / 320.3 cm	86 / 96 cm	313.3 / 322.3 cm
265.0 cm	18.9 cm	21.8 cm	41.1°	79 / 89 cm	308.9 / 317.9 cm	86 / 96 cm	259.0 / 259.0 cm
270.0 cm	19.3 cm	21.4 cm	41.9°	79 / 89 cm	305.3 / 314.3 cm	86 / 96 cm	251.0 cm
275.0 cm	19.6 cm	21.1 cm	42.8°	79 / 89 cm	302.5 / 311.5 cm	86 / 96 cm	243.5 cm
280.0 cm	20.0 cm	20.8 cm	43.7°	79 / 89 cm	299.0 / 308.0 cm	86 / 96 cm	236.0 cm
285.0 cm	20.4 cm	20.4 cm	44.6°	79 / 89 cm	295.1 / 304.1 cm	86 / 96 cm	228.5 cm
290.0 cm	20.7 cm	20.1 cm	45.5°	79 / 89 cm	292.1 / 301.1 cm	86 / 96 cm	221.5 cm
295.0 cm	21.1 cm	19.7 cm	46.4°	79 / 89 cm	287.9 / 296.9 cm	86 / 96 cm	214.5 cm
300.0 cm	21.4 cm	19.3 cm	47.3°	79 / 89 cm	284.5 / 293.5 cm	86 / 96 cm	207.5 cm
305.0 cm	21.8 cm	18.8 cm	48.3°	79 / 89 cm	279.9 / 288.9 cm	86 / 96 cm	201.0 cm
310.0 cm	22.1 cm	18.5 cm	49.3°	79 / 89 cm	276.5 / 285.5 cm	86 / 96 cm	194.0 cm
315.0 cm	22.5 cm	18.0 cm	50.2°	79 / 89 cm	271.6 / 280.6 cm	86 / 96 cm	187.5 cm

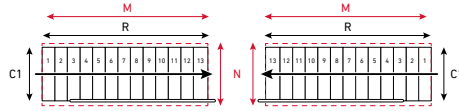
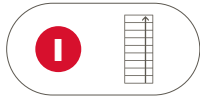
* Staircase width incl. Classic / Style 6 banister on 1 side

** Floor opening size is defined based on 2 cm space to wall, 5 cm space for hand

*** 25 cm deck thickness, 200 cm headspace

SYDNEY 13 TREADS - WIDTH 75 & 85 CM

DESIGN/ PURE BANISTER

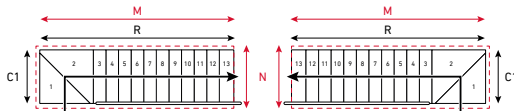
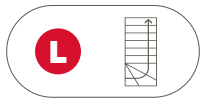

H
S
G
P
C1
R
N
M

Height	Rise	Going	Pitch	Stair width *	Total going length	Opening width min. **	Opening length min. ***
259.0 cm	18.5 cm	22.1 cm	40.0°	75 / 85 cm	286.9 cm	82 / 92 cm	268.0 cm
260.0 cm	18.6 cm	22.0 cm	40.2°	75 / 85 cm	286.0 cm	82 / 92 cm	267.0 cm
265.0 cm	18.9 cm	21.8 cm	41.1°	75 / 85 cm	283.4 cm	82 / 92 cm	259.0 cm
270.0 cm	19.3 cm	21.4 cm	41.9°	75 / 85 cm	279.4 cm	82 / 92 cm	251.0 cm
275.0 cm	19.6 cm	21.1 cm	42.8°	75 / 85 cm	276.3 cm	82 / 92 cm	243.5 cm
280.0 cm	20.0 cm	20.8 cm	43.7°	75 / 85 cm	272.5 cm	82 / 92 cm	236.0 cm
285.0 cm	20.4 cm	20.4 cm	44.6°	75 / 85 cm	268.2 cm	82 / 92 cm	228.5 cm
290.0 cm	20.7 cm	20.1 cm	45.5°	75 / 85 cm	264.9 cm	82 / 92 cm	221.5 cm
295.0 cm	21.1 cm	19.7 cm	46.4°	75 / 85 cm	260.4 cm	82 / 92 cm	214.5 cm
300.0 cm	21.4 cm	19.3 cm	47.3°	75 / 85 cm	256.5 cm	82 / 92 cm	207.5 cm
305.0 cm	21.8 cm	18.8 cm	48.3°	75 / 85 cm	251.4 cm	82 / 92 cm	201.0 cm
310.0 cm	22.1 cm	18.5 cm	49.3°	75 / 85 cm	247.7 cm	82 / 92 cm	194.0 cm
315.0 cm	22.5 cm	18.0 cm	50.2°	75 / 85 cm	242.3 cm	82 / 92 cm	187.5 cm

* Staircase width incl. Design / Pure banister on 1 side

** Floor opening size is defined based on 2 cm space to wall, 5 cm space for hand

*** 25 cm deck thickness, 200 cm headspace


H
S
G
P
C1
R
N
M

Height	Rise	Going	Pitch	Stair width *	Total going length	Opening width min. **	Opening length min. ***
259.0 cm	18.5 cm	22.1 cm	40.0°	75 / 85 cm	312.1 / 321.1 cm	82 / 92 cm	314.1 / 323.1 cm
260.0 cm	18.6 cm	22.0 cm	40.2°	75 / 85 cm	311.3 / 320.3 cm	82 / 92 cm	313.3 / 322.3 cm
265.0 cm	18.9 cm	21.8 cm	41.1°	75 / 85 cm	308.9 / 317.9 cm	82 / 92 cm	259.0 / 259.0 cm
270.0 cm	19.3 cm	21.4 cm	41.9°	75 / 85 cm	305.3 / 314.3 cm	82 / 92 cm	251.0 cm
275.0 cm	19.6 cm	21.1 cm	42.8°	75 / 85 cm	302.5 / 311.5 cm	82 / 92 cm	243.5 cm
280.0 cm	20.0 cm	20.8 cm	43.7°	75 / 85 cm	299.0 / 308.0 cm	82 / 92 cm	236.0 cm
285.0 cm	20.4 cm	20.4 cm	44.6°	75 / 85 cm	295.1 / 304.1 cm	82 / 92 cm	228.5 cm
290.0 cm	20.7 cm	20.1 cm	45.5°	75 / 85 cm	292.1 / 301.1 cm	82 / 92 cm	221.5 cm
295.0 cm	21.1 cm	19.7 cm	46.4°	75 / 85 cm	287.9 / 296.9 cm	82 / 92 cm	214.5 cm
300.0 cm	21.4 cm	19.3 cm	47.3°	75 / 85 cm	284.5 / 293.5 cm	82 / 92 cm	207.5 cm
305.0 cm	21.8 cm	18.8 cm	48.3°	75 / 85 cm	279.9 / 288.9 cm	82 / 92 cm	201.0 cm
310.0 cm	22.1 cm	18.5 cm	49.3°	75 / 85 cm	276.5 / 285.5 cm	82 / 92 cm	194.0 cm
315.0 cm	22.5 cm	18.0 cm	50.2°	75 / 85 cm	271.6 / 280.6 cm	82 / 92 cm	187.5 cm

* Staircase width incl. Design / Pure banister on 1 side

** Floor opening size is defined based on 2 cm space to wall, 5 cm space for hand

*** 25 cm deck thickness, 200 cm headspace