

















## Product data

### Laminate flooring MeisterDesign. laminate LC 55



Tests	DIN/EN standard	Laminate flooring MeisterDesign. laminate LC 55
<b>General data on product composition</b>		
Type of covering:		Flooring panel with top layer made from specially-resined decor paper
Total thickness:		approx. 7 mm
Effective measurement (length x width):		1288 x 198 mm
Product structure:		a. Overlay b. Decorative paper c. HDF base board (approx. 890 kg/m <sup>3</sup> ± 3%) d. Backing
<b>Technical data</b>		
Locking method:		Multiclic
 Wear class:	EN 13 329	23 / 31
 Wear resistance:	EN 13 329 (appendix E)	AC3 (= IP ≥ 2 000 cycles)
 Antibacterial surface property:	ISO 22196	Effectiveness of the antibacterial property against Staphylococcus aureus ATCC 6538P and Escherichia coli ATCC 8739: "strong"; value of the antibacterial effect A ≥ 3.
 Impact resistance (small ball):	EN 17368	≥ 10 mm
Impact resistance (big ball):	EN 13 329 (appendix C)	≥ 350 mm
 Stain resistance:	EN 438-2	Group 1: grade 5 Group 2: grade 5 Group 3: grade 4-5
 Colour fastness:	EN ISO 4892-2	≥ stage 4 on the grey scale
 Fire behaviour:	EN 13 501	C <sub>fl</sub> -s1 (hardly flammable)
 Slip resistance:	EN 14 041 / 13 893	DS

	Scratch resistance:	EN 438-2	Grade 4
	Formaldehyde emissions (E1 = 0.1 ppm):	EN 717-1	≤ 0.05 ppm
	Content of Pentachlorophenol:	EN 14 041 / 14 823	< 5 ppm
	Indent after constant load:	EN ISO 24343-1	≤ 0.05 mm
	Castor resistance:	EN ISO 4918	no visible changes or damage with soft, standard castors (type W)
	Behaviour on simulation of shifting furniture foot:	EN ISO 16581	Foot type 0: no visible damage
	Underfloor heating:		Suitable for hot-water underfloor heating Electrical underfloor heating is generally suitable when it is built into the floor screed or the concrete layer and thus does not lie on the concrete layer as foil heating. The heating elements / pipes / wires must lie across the entire area and not just be partly present. If the area is only partially heated, the floor covering must have expansion joints (system profile strips). The maximum permitted surface temperature is 29° C. Standard foil heating systems are generally not recommended. One exception is self-regulating heating systems which maintain the 29° C surface temperature.
	Underfloor cooling:		A separate leaflet is available for laying on cooled floor constructions.
	Heat transfer resistance:	EN 12 667	0.050 (m²K)/W; with MEISTER-Twin Control: 0.104 (m²K)/W
	Thermal conductivity:	EN 12 667	0.136 W/(m*K)
	Footfall noise reduction:	DIN EN ISO 10140-3	with MEISTER-Silence 15 DB: 17dB
	Antislip:	DIN 51 130 BGR 181	on request; structure-dependent: - / R 9

#### Tolerances

	Right-angle of the elements:	EN 13 329	target values met
	Determination of edge straightness:	EN 13 329	target values met
	Surface flushness:	EN 13 329	target values met
	Joint opening between the elements:	EN 13 329	target values met

#### General data on environment, installation and care

	Blue Angel:	RAL-UZ 176	awarded
	Disposal:		Residual pieces can be disposed of in household refuse (e.g. thermal treatment) Dispose large quantities according to municipal provisions (e.g. recycling centres) An energetic utilization in authorized plants is recommended.
	Cleaning and care:		Cleaning after construction work/ regular cleaning: Dr. Schutz laminate cleaning agent special cleaning: Dr. Schutz-Elatex universal stain remover
	Areas of application:		The flooring is suitable for all dry living areas as well as for commercial areas with medium wear, e. g. hotel rooms, small offices, conference rooms etc. This flooring is not suitable for installing in humid rooms (bathrooms, saunas etc.). Special requirements apply to treatment rooms and medical practices.
	Preconditions for installation:	DIN 18 365	The substrates must be ready for laying on according to the generally recognised rules of the trade, taking into account VOB (German construction contract procedures), part C DIN 18 365 "Floor covering work". The substrate must be dry (in the case of mineral substrates max. 2 % or with underfloor heating 1.8 %, with anhydrite screed max. 0.5 % or with underfloor heating 0.3 % residual moisture – measured with CM devices), even, firm and clean. Additionally, any unevenness of 3 mm / per initial metre and 2 mm per further metre must be evened out according to DIN 18 202, table 3, line 4. The installation instructions provided with the product must be observed.



MeisterWerke Schulte GmbH reserves the right to make alterations to material and structures when this serves to improve the quality.